

ICE MACHINE | BLUI-100A

L x D x H — 19^{3/4}" x 25^{5/8}" x 38"



Project: _____

Model#: _____

Item #: _____

Qty: _____

Available W/H: _____

Approval: _____

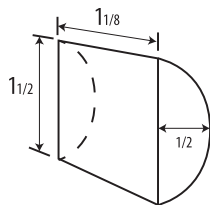
STANDARD FEATURES

- BLUI-100A produces up to 105 lbs. of ice daily
- BLUI-100A has 55 lbs. of built in storage capacity
- Units produce individual crescent ice cubes
- Durable stainless steel cabinet
- Stainless steel evaporator
- BLUI-100A equipped with slide in door
- Removable air filter
- Digital Self Diagnostic System (power switch is accessible without panel removal)
- Optional built-in installation
- Environmentally friendly refrigerant (R-134a)

WARRANTY: 3 Years Parts and Labor
5 Years Compressor Evaporator Warranty
Valid in the Continental United States



Cube Dimensions*



*Approximate size in inches, image not to scale.

Operating Limits

- Ambient Temp Range 45 - 100°F
- Water Temp Range 45 - 90°F
- Water Pressure 30 - 100 PSIG
- Voltage Range 100 - 130V

Service

- Panels easily removed and all components accessible for service.
- Removable/cleanable air filters.
- Allow 6" (15cm) clearance at rear and top for proper air circulation and ease of maintenance/service.

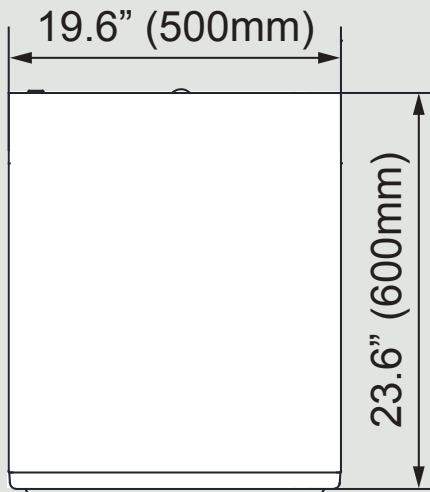
Plumbing

- Icemaker Water Supply Line: Minimum 3/8" Nominal ID Copper Water Tubing or Equivalent
- Icemaker Drain Line: Minimum 3/4" Nominal ID Hard Pipe or Equivalent

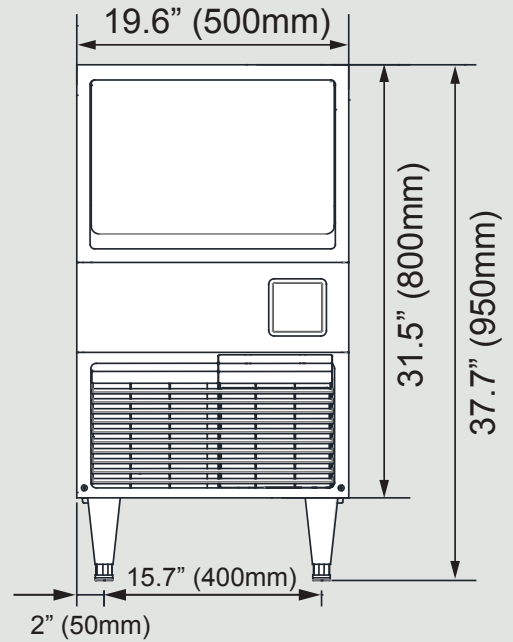
*BLUE AIR has the right to change specifications without further notice.

Condenser	Model	ICE PRODUCTION				Air 90°F / Water 70° F		Min. Circuit Amperage	Voltage V/Hz/PH	Shipping Weight lbs / kg	Energy Star®
		Air / Water Temp Lbs. per 24 hours		Per Cycle		KWH per 100 lbs.	Portable Water Gal. per 100 lbs.				
		70°/50°F	90°/70°F	Lbs.	Cubes						
Air-Cooled	BLUI-100A	105.6	88	1.82	90	9.1	26.3	5.2A	115V/60/1	126 / 58	N/A

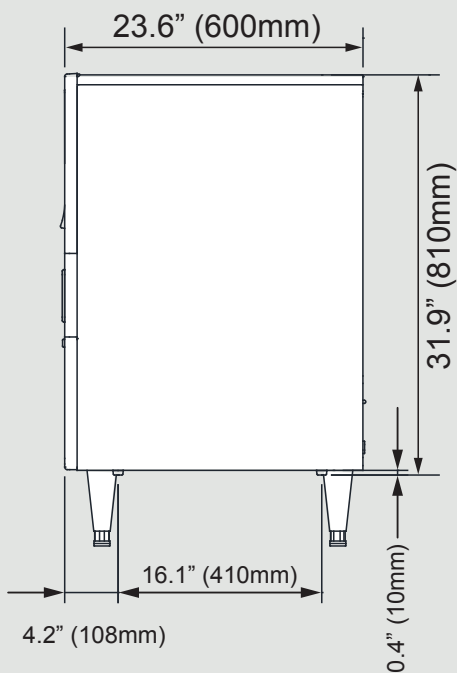
TOP VIEW



FRONT VIEW



SIDE VIEW



BACK VIEW

